


EnviroTrap Stormwater Treatment BMP



- **Simple Installation**
- **Filtration Option**
- **Maximum Extent Practicable**

The EnviroTrap Stormwater Treatment System is a Catch Basin Insert that can be installed on any new flat wall catch basin or retrofitted on any existing catch basin with a sump. The EnviroTrap gives you the ability to convert any round, square, or rectangular structure into a Stormwater Best Management Practice to capture floatables, hydrocarbons, and coarse sediment.

Section 402(p) of the Clean Waters Act specifies that NPDES permits for municipal storm sewer discharges “shall require controls to reduce the discharge of pollutants to the Maximum Extent Practicable...and such other provisions as the Administrator or the State determines appropriate for the control of such pollutants.”


This is why the EnviroTrap is ideal for use as part of a Treatment Train to help meet the goal of the EPA 80% TSS and 40% Phosphorus reduction. When your site restrictions do not allow for the ideal Best Management Practice (BMP), you are tasked to develop a treatment train. Making the EnviroTrap part of your Treatment Train will establish your first line of defense there by starting to reduce the discharge of floatables and coarse sediment. When the EnviroTrap is fitted with the filter pack the EnviroTrap is capable of capturing hydrocarbons.

Contact Information

PO Box 55
East Pembroke, New York 14056
Phone: 800-809-2801
Fax: 585-815-4701
www.ENV21.com
envengr@env21.com




Service Features and Maintenance



The EnviroTrap comes complete with all the materials needed for a simple installation and can be mounted in as little as 20 minutes. Maintenance is made easy by visual inspection and cleanout from above ground, never requiring confined space entry. If you want to change the filter all you need to do is pull up on the old filter and slide the new one in. Should you have a need to inspect the outlet pipe all you need to do is remove the face plate providing clear visual access.

The EnviroTrap currently has 5 different model sizes accommodating up to 30" diameter pipe (see chart below) depending on flows. Larger sizes can be special ordered to fit unique structure sizes or for non-stock models.



System Sizing

Model	Max. Inlet Pipe
ET12	0-12"
ET24	12-18"
ET30	18-24"
ET36	24-30"

SERVICES AVAILABLE

Technical Support
Preliminary Designs
Installation and Setup
Maintenance
Application Support

24 Hour Preliminary Designs

Using our user friendly online Sizing Request Form we can complete a preliminary design and have it waiting in your inbox within 24 hours. No need to register, no annoying salesmen calling on you. In addition our expert sales & engineering staff can assist you with any regulatory approval.

Contact Information

PO Box 55
East Pembroke, New York 14056
Phone: 800-809-2801
Fax: 585-815-4701
www.ENV21.com
envengr@env21.com

